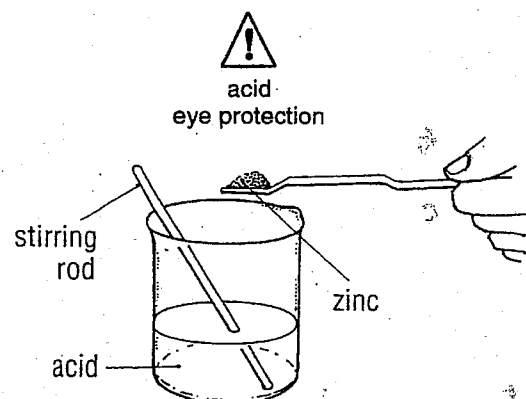


34b

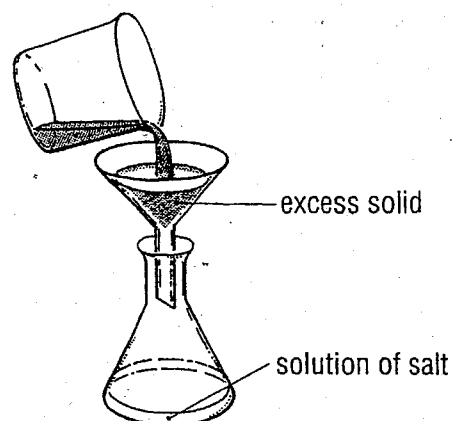
Making zinc sulphate

Help Sheet

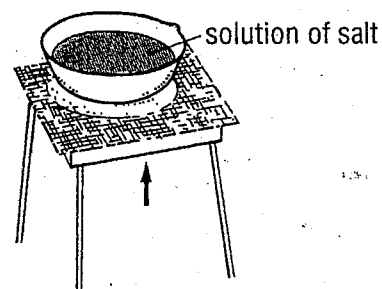
- 1 Put about 25 cm³ of dilute sulphuric acid in a small beaker.
- 2 Add zinc powder, one spatula measure at a time until no more dissolves. Stir the mixture with a glass rod to help the zinc to dissolve.



- 3 Filter the mixture. Collect the **filtrate** in a conical flask. The filtrate is zinc sulphate solution. What do you think the **residue** is?



- 4 Put the filtrate in an evaporating basin. Carefully evaporate the filtrate to half its original volume. (Heat gently to stop the solution from spitting.)



- 5 Leave the basin to cool. The crystals of zinc sulphate should form slowly.

What do your crystals look like?

